



Shelby County Junior Fair Entry Instructions

Please read the entire guide before attempting to make your entry to ensure the process is done correctly!

Like last year, ALL Shelby County Junior Fair exhibitors (4-H members and FFA members) will complete their junior fair entries online.

This guide will help you navigate the online entry process on *FairEntry*.

Reminders:

**For entries to be considered "complete", they must be fully complete and submitted with any required photo ID's and documents*

May 15th: Deadline for all feeder calves (beef & dairy) and swine entries and photo ID's to be entered on *FairEntry*

June 1st: Deadline for all other entries to be entered on *FairEntry*

When completing online entries, make sure you enter ALL your animals that will show at the Shelby County Junior Fair. You must follow all Junior Fair rules when entering your animals. Please give us accurate information regarding tags and the animals you will be bringing to the fair to ensure accuracy for classes/shows and stalling purposes.

If your animal does not have a tag at the time of enrolling, please insert "0000" in the tag number cell.

Please reach out to our office with any questions you may have or any assistance you may need.

Things to Remember

- **LIVESTOCK SHOWMANSHIP CLASSES:** If you wish to participate in showmanship (excludes Alpacas/Llamas, Dogs, and Horses), you are required to enter in FairEntry. You must make an entry into your species' showmanship competition (under the "Livestock Showmanship" department) on FairEntry by June 1st to be enrolled in showmanship at the fair.
- **AUCTION ADD-ON-** You must indicate your interest in participating in the Shelby County Junior Fair Livestock Sale by making an entry under the Auction Add-On department on FairEntry
- **ALTERNATE FAMILY ANIMAL-** Alternate family animals refer to animals you are registering as "alternates" if one becomes sick or dies (see pg. 26 of the Junior Fair Book). Please indicate in the Animal Name section for the animal that it is the Alternate Family Animal.

Recommended browsers: Google Chrome or Mozilla Firefox

Step One: Sign into FairEntry – shelbycounty.fairentry.com

4-H Members and 4-H/FFA Families

- Click on the green “Sign in with 4-H Online” button
- You will log in with your 4-H Online log in information

FFA members who have siblings enrolled in 4-H

- Log into your family’s 4-H Online account and create a new exhibitor for the FFA Member and select your chapter

FFA Members who are ALSO 4-H members

- Members who have dual membership in 4-H and FFA will create their entries like 4-H members but will designate each project in the correct 4-H club or FFA Chapter

2023 Shelby County Junior Fair

Registration is currently **Open**
Registration dates: 4/30/2022 - 7/30/2023
Exceptions may apply [View Details](#)

[View Public Results](#)

Welcome to the 2023 Shelby County Fair online entry system. Please log in below to start the entry process.
For Fair Entry instructions:
<https://shelby.osu.edu/program-areas/4-h-youth-development/junior-fair/fair-entry-instructions>

Rules and regulations for the Shelby County Junior Fair can be found at
*Insert link to the 2023 Shelby County Fair Rules
By entering our fair, exhibitors and their parents acknowledge they have an understanding of the rules and agree to comply with all terms and conditions listed in this document.
Please make entries for all members of a family before submitting your final entry invoice.
Questions? Email us at gaerke.13@osu.edu or hughes.1784@osu.edu

4-H Exhibitor and 4-H Staff Sign-In

4-H Online
A HUBBARD PARSONS ASSOCIATION REGISTRATION

Sign in with 4HOnline

or

FairEntry Exhibitor, Staff Sign-In

If you don't have a 4HOnline account, sign-in with your FairEntry account.

FairEntry

Email

Password

Sign In with FairEntry

FFA Only Families

- FFA members (who are not enrolled in 4-H or have siblings in 4-H) will create a new FairEntry account by clicking the “Not in 4-H Online and need to create a FairEntry exhibitor account?” hyperlink. Follow the steps to enter the exhibitor information.
- If you were in FFA last year and already have a FairEntry account set up, please use the same account. **DO NOT CREATE A SECOND ACCOUNT**

2023 Shelby County Junior Fair

Registration is currently **Open**
Registration dates: 4/30/2022 - 7/30/2023
Exceptions may apply [View Details](#)

[View Public Results](#)

Welcome to the 2023 Shelby County Fair online entry system. Please log in below to start the entry process.
For Fair Entry instructions:
<https://shelby.osu.edu/program-areas/4-h-youth-development/junior-fair/fair-entry-instructions>

Rules and regulations for the Shelby County Junior Fair can be found at
*Insert link to the 2023 Shelby County Fair Rules
By entering our fair, exhibitors and their parents acknowledge they have an understanding of the rules and agree to comply with all terms and conditions listed in this document.
Please make entries for all members of a family before submitting your final entry invoice.
Questions? Email us at gaerke.13@osu.edu or hughes.1784@osu.edu

4-H Exhibitor and 4-H Staff Sign-In

4-H Online
A HUBBARD PARSONS ASSOCIATION REGISTRATION

Sign in with 4HOnline

or

FairEntry Exhibitor, Staff Sign-In

If you don't have a 4HOnline account, sign-in with your FairEntry account.

FairEntry

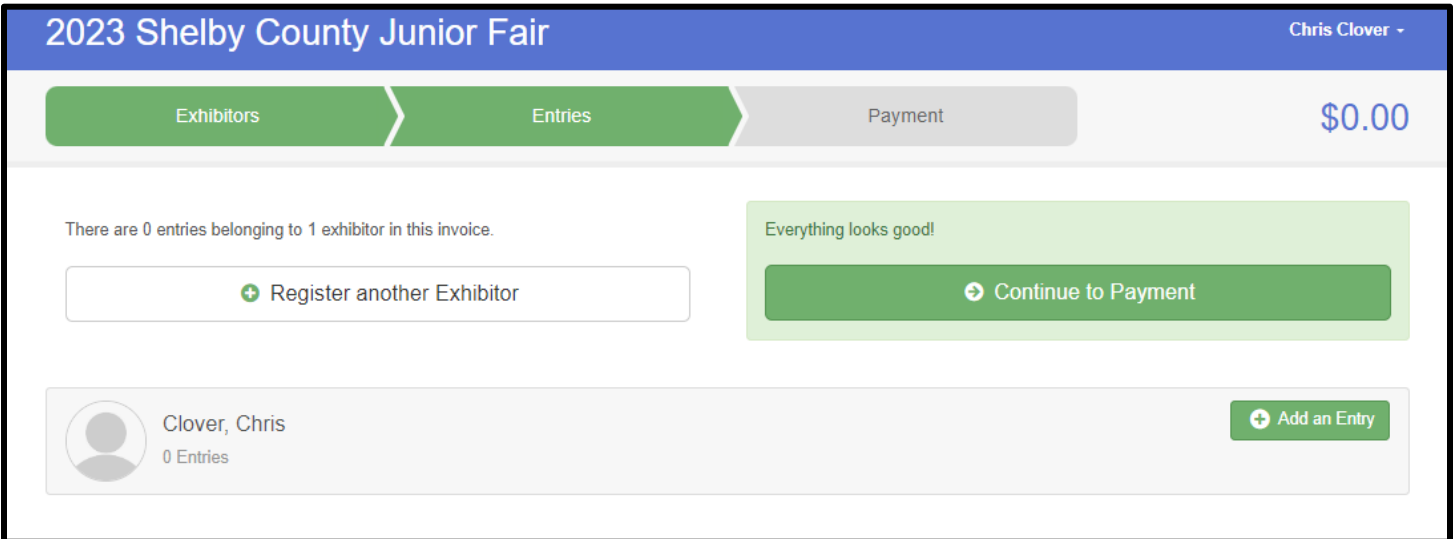
Email

Password

Sign In with FairEntry

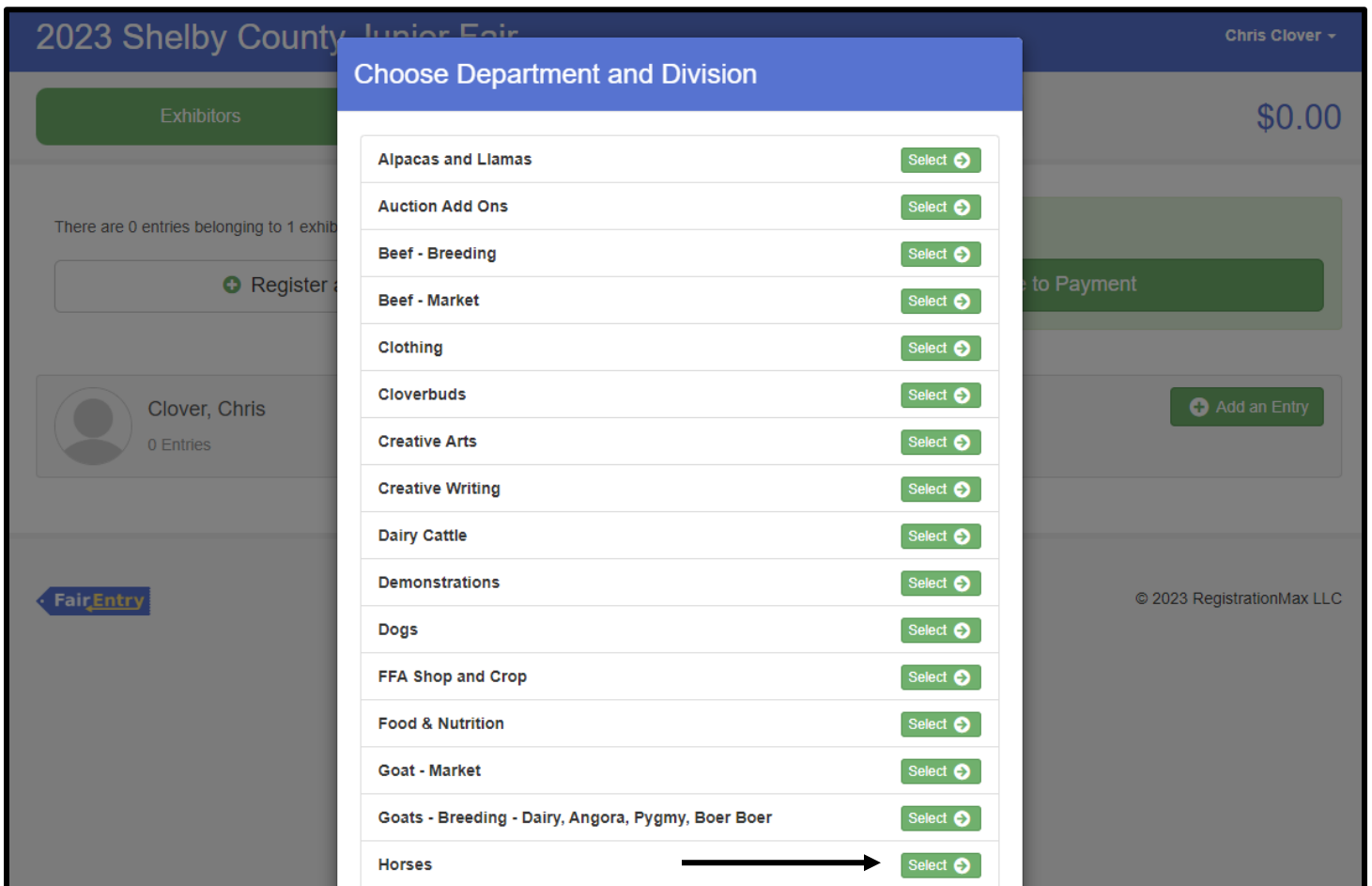
Step 2: Go over the member information. If correct, click the “Continue” button and continue through the personal information screens.

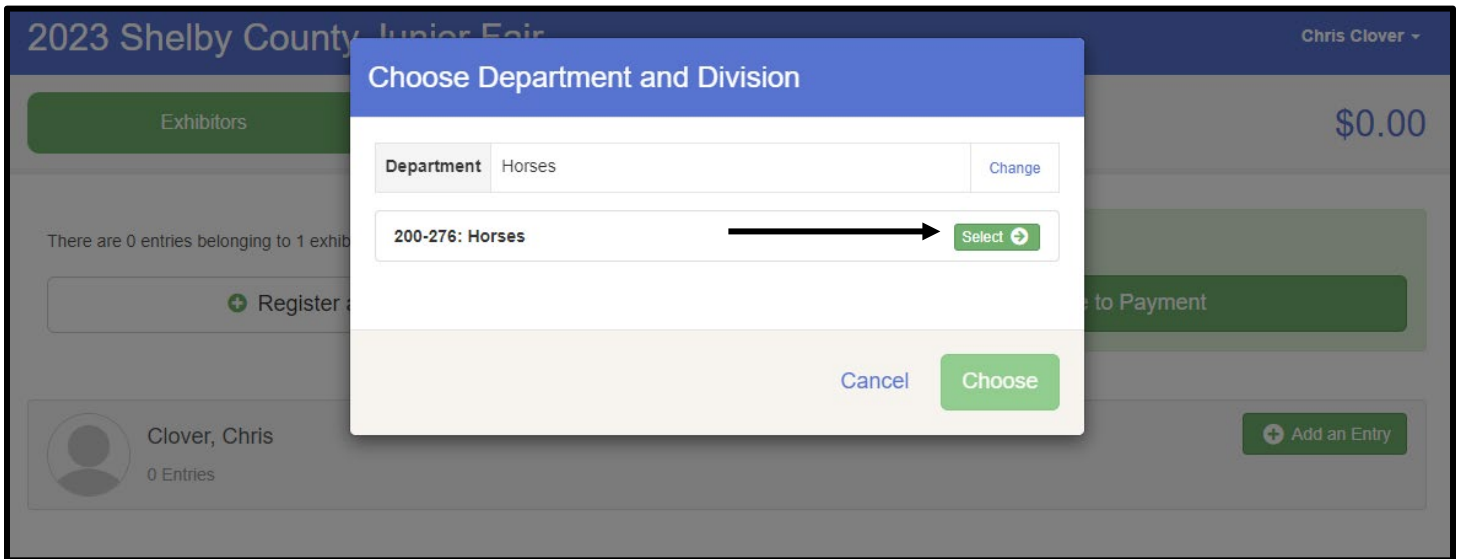
Step 3: Click the green “Add an Entry” button next to the member’s name or/and the “Register another Exhibitor” button if the exhibitor is an FFA member



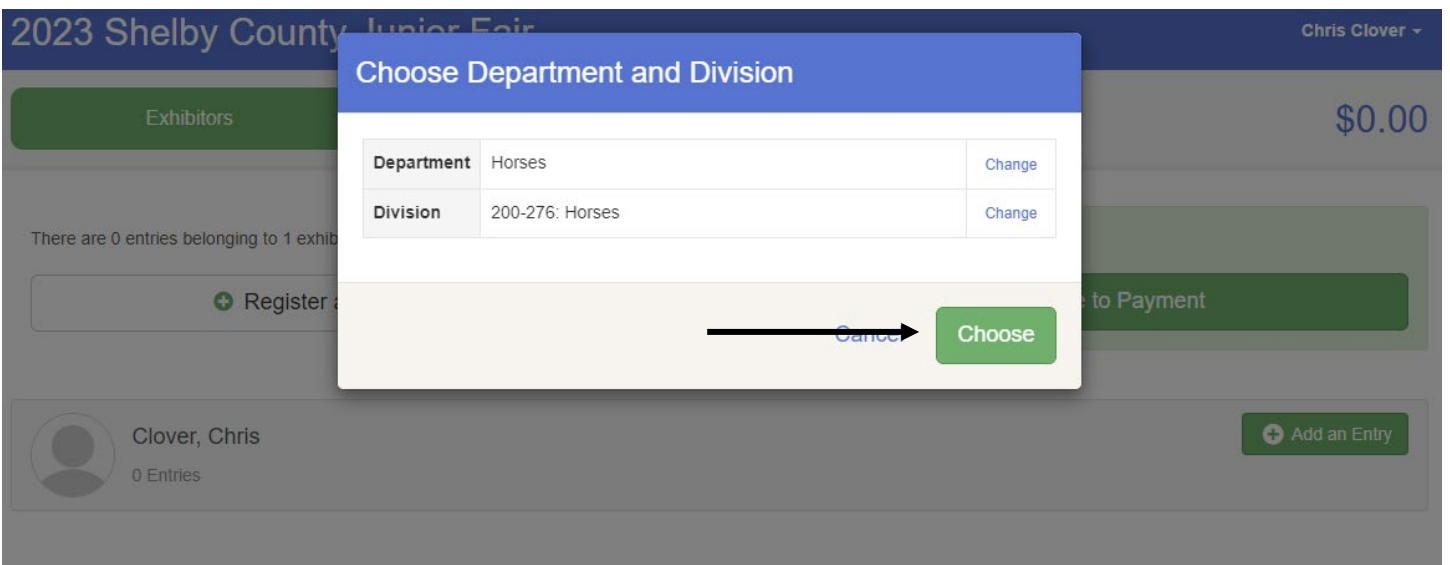
Step 4: Continue through the prompts for Department, Division, and Class

- Find your department and click the “Select” button.





- Find your class and click the “Choose” button



- Classes are categorized as single-entry or multi-entry. Horses are a multi-entry class and will allow the exhibitor to select multiple subclasses at once.

Horses: Multi-Entry Class Window Appearance

Create One or More Entries

Exhibitor	Chris Clover <small>Individual</small>	Change
Department / Division	Horses / 200-276: Horses	Change

Make your Club, Animal, and Class selections to continue. [Continue](#)

Club [Change](#)

No Club (Open)

i When entering into an Open Class, your club selection will be treated as *No Club (Open)*.

Animal(s) [Import Animal From 4HOnline](#) [Add Animal](#)

i Allowed Animal Types:

- Horses - Shelby

Enter a single animal

Enter a pen of animals

I will specify animal(s) later

Clover, Chris

Gallop

Trot

Class or Classes

200: Showmanship: Easy Gaited (All Ages)

201: Halter: Mules and Donkeys (All Ages)

202: Small Equine Showmanship (All Ages)

203: Trail in Hand: Junior (Ages 8-13)

204: Trail in Hand: Senior (Ages 14+)

205: Small Equine Trail in Hand (All Ages)

206: Trail: Junior (Ages 8-12)

207: Trail: Intermediate (Ages 13-15)

208: Trail: Senior (Ages 16+)

209: Mule Equitation: Walk, Trot, Lope or Gait (All ages)

210: Easy Gaited Pleasure: English or Western (All Ages)

211: Easy Gaited Equitation: English or Western (All Ages)

212: Reining: Junior (Ages 8-12)

Step 5: Ensure your suggested club is correct or select the 4-H Club/FFA Chapter you would like to enter the project through. To move forward, click the blue “Select this Club” button or the green “Continue” button.

Create One or More Entries

Exhibitor	Chris Clover <small>Individual</small>	Change
Department / Division	Horses / 200-276: Horses	Change

Make your Club, Animal, and Class selections to continue. [Continue](#)

Club [Change](#)

No Club (Open)

i When entering into an Open Class, your club selection will be treated as *No Club (Open)*.

Animal(s) [Import Animal From 4HOnline](#) [Add Animal](#)

i Allowed Animal Types:

- Horses - Shelby

Enter a single animal

Enter a pen of animals

I will specify animal(s) later

Clover, Chris

Gallop

Trot

Class or Classes

200: Showmanship: Easy Gaited (All Ages)

201: Halter: Mules and Donkeys (All Ages)

202: Small Equine Showmanship (All Ages)

203: Trail in Hand: Junior (Ages 8-13)

204: Trail in Hand: Senior (Ages 14+)

205: Small Equine Trail in Hand (All Ages)

206: Trail: Junior (Ages 8-12)

207: Trail: Intermediate (Ages 13-15)

208: Trail: Senior (Ages 16+)

209: Mule Equitation: Walk, Trot, Lope or Gait (All ages)

210: Easy Gaited Pleasure: English or Western (All Ages)

211: Easy Gaited Equitation: English or Western (All Ages)

212: Reining: Junior (Ages 8-12)

Step 6: Below the Club entry area on the left side is an “Animal(s)” section. Select the “Enter a single animal” button and then click the blue “Add Animal” button.

- Click the dropdown box for the animal type
- Answer all other questions that are required for your animal type. Your entry can only move forward with this information!
- Click “Create and Add Files”
- The Animal Record you created should now show up in your Animal Records section. Continue creating records for all the horses you plan to exhibit at the fair.

Step 7: With the animal you want to enter selected, check the boxes of all the classes you wish to enter the animal/exhibitor combination in. In the image below, “Trot,” the horse is being entered in Class 202 and Class 204 under exhibitor Chris Clover. Once you have checked all the classes for that animal, select “Continue.”

Create One or More Entries

Exhibitor	Chris Clover Individual	Change
Department / Division	Horses / 200-276: Horses	Change

Make your Club, Animal, and Class selections to continue.

[Continue](#)

Club [Change](#)

No Club (Open)

i When entering into an Open Class, your club selection will be treated as *No Club (Open)*.

Animal(s) [Import Animal From 4HOnline](#) [Add Animal](#)

i Allowed Animal Types:

- Horses - Shelby

Enter a single animal

Enter a pen of animals

I will specify animal(s) later

Clover, Chris

Gallop

Trot

Class or Classes

200: Showmanship: Easy Gaited (All Ages)

201: Halter: Mules and Donkeys (All Ages)

202: Small Equine Showmanship (All Ages)

203: Trail in Hand: Junior (Ages 8-13)

204: Trail in Hand: Senior (Ages 14+)

205: Small Equine Trail in Hand (All Ages)

206: Trail: Junior (Ages 8-12)

207: Trail: Intermediate (Ages 13-15)

208: Trail: Senior (Ages 16+)

209: Mule Equitation: Walk, Trot, Lope or Gait (All ages)

210: Easy Gaited Pleasure: English or Western (All Ages)

211: Easy Gaited Equitation: English or Western (All Ages)

212: Reining: Junior (Ages 8-12)

Step 8: Review your selections for that animal and make sure they are correct. Then select the “Create Entries”. If an entry says “Incomplete”, that means there are questions or file uploads associated with the animal type that are not complete.

You can select from the following:

- Select the “Add another Entry” button if you need to make additional entries for the same member
- Select the “Register another Exhibitor” button if you need to make entries for an additional family member
- Select the “Review/Complete Outstanding Records” if all entries are complete and you are ready to “Continue to Payment” (there is no payment needed, the balance will remain \$0)
- Move forward through the check-out process until you reach the screen with the “Submit” button. Prior to submission, please agree to the rules and regulations of the Shelby County Junior Fair and then hit the “Submit” button

2023 Shelby County Junior Fair
Chris Clover -

Exhibitors
Entries
Payment

\$0.00

Entry #85

Clover, Chris

4/30/2023 • Grade: N/A

Department Clothing

Division 03: Sundress & Jumpers (Book 413)

Class A: All ages

What do you want to do next?

For Chris Clover:

+ Add another Entry

+ Register another Exhibitor

There are 2 items that need your attention

+ Review/Complete Outstanding Records

Required Information/Documents by Animal Type

Animal Type	Required Info/Files	Optional Info/Files
Alpacas/Llamas	Animal Name, Birthdate, Sex, Owner Name	Tag #
Breeding Beef	Tag #, Breed, Birthdate	Colors and Markings,
Breeding Goat (Boer/Boer Cross)	Tag #, Birthdate, NAIS Animal ID, NAIS Premises ID	
Breeding Rabbits	Animal Name, Breed, Birthdate, Sex	
Breeding Sheep	Tag #, Birthdate, NAIS Animal ID, NAIS Premises ID	
Cavies	Animal Name, Sex	Breed
Dairy Cattle	Tag #, Birthdate, Breed	
Dog	Animal Name, License #, Animal Age, Breed, Sex Photo ID of dog & Exhibitor	Distemper, Parvo, and Rabies Vaccination Dates, Rabies Expiration Date Permission to Participate Form
Feeder Calves	County Tag #, Birthdate Photo ID (face view w/ county tag # visible), Photo ID (side view w/ three legs visible)	Colors and Markings Copy of Vaccination Record, Copy of Vaccination Booster Record
Horses	Animal Name, Breed, Animal Age, Sex, Height (in hands), Colors and Markings, Owned or Leased Photo ID (front view- face picture), Photo ID (side view w/ 3 legs visible)	Coggins Test Date Permission to Participate Form, Horse ID Form, Horse Vaccination Records, Horse Lease Agreement (if applicable), Horse Health Grade Card (if applicable), Coggins Paperwork (if applicable)
Market Cattle	County Tag #, Sex	Beginning Weight Date, Beginning Weight, Photo ID (JFB has photos on file)
Market Goat and Lambs	County Tag #, Sex, Birthdate, NAIS Animal ID, NAIS Premises ID	Beginning Weight Date, Beginning Weight, Photo ID (JFB will have photos on file)
Market Hog	Tag (Ear Notch), Breed, Sex Photo ID (Front view w/ both ear notches visible), Photo ID (side view w/ 3 legs visible)	Tattoo Signed Ractopamine Affidavit
Market Poultry	Animal Name (Pen 1, Pen 2, Single Broiler, Single Fryer)	Tag, Tag Color

		NPIP Paperwork
Market Rabbits	Animal Name (Pen 1, Pen 2, Single Fryer)	Tag, Tag Color
Poultry (Breeding Duck, Goose, Turkey, & Guinea)	Breed	Pullorum Test Date (If poultry has moved within or imported into Ohio within 90 days of exhibition), Tag
Poultry (Fancy and Layer Chickens)	Breed, Sex	Pullorum Test Date (If poultry has moved within or imported into Ohio within 90 days of exhibition), Tag

After submitting your entries, you will receive an initial confirmation email detailing what entries were submitted. Once the entries have been reviewed by OSU Extension/Junior Fair Board, you will receive a second email with information regarding the acceptance or rejection of each entry. Allow up to three business days to receive the acceptance/rejection email. If your entry is rejected, there will be an explanation provided detailing the issue with the entry. Rejected entries will need to be fixed and resubmitted by the posted deadlines.